

Degree Works Training Guide for Students

A Degree Evaluation Tool for UNC
Students

What is Degree Works?

Degree Works is a web-based tool that will provide a clear and convenient method for students and advisors to track degree progress, prepare for registration and plan for graduation.

Who can use Degree Works?

- All currently enrolled students who:
 - first attended UNCSA after Fall 2012
 - are using the 2012-2013 Bulletin or a later bulletin to fulfill degree requirements.
- Faculty, advisors, deans, certain school/division staff and Registrar's Office staff will also have access to the Degree Works worksheets.

Accessing Degree Works

UNIVERSITY OF NORTH CAROLINA
SCHOOL OF THE ARTS

EZ-ARTS

Welcome to UNCSA's self-service resources. To access the secure area, you must have your E-Z Arts 9-digit User ID and your Personal Identification Number (PIN) to log in.

[Course Catalog](#)

[Class Schedule](#)

Applicants - [Review Current Admission's Application Information](#)

Enter Secure Area (Students, Faculty and Staff)



Click here to get started

Next Stage: Login to E-Z Arts

UNIVERSITY OF NORTH CAROLINA
SCHOOL OF THE ARTS

EZ-ARTS

User ID:

PIN:

Log in using your 9-digit ID number and your 6-digit PIN

Search Go

Main Menu

Either click on the "Student" tab or "Student" as listed in the Main Menu items

Personal Information

View address, phone and e-mail addresses.

Student

View Student information; Holds and Campus Box Combination; Grades; Academic History; Class Schedule and Registration.

Financial Aid

View financial aid status and accept award offers.

Search Go

Student

Registration

Add or drop classes (register); Look-up classes; Display your class schedule; Check registration status

Student Records

View your holds, grades and transcripts

Student Accounts

UNCSA Degree Works

View your Degree Audit information and more!

Reverse Transfer(RT) Program

Reverse Transfer Program

Then click on UNCSA Degree Works

Reviewing a Student Worksheet

Your audit will load automatically. You will notice that it is divided into sections that are called **blocks**. Starting at the top is the Student View block. This part will contain basic information about you such as your degree program, GPA, classification, and all advisors.

UNIVERSITY OF NORTH CAROLINA
SCHOOL OF THE ARTS

Back to E-Z Arts FAQ/Help

Student ID	Name	Degree	Major	Level	Student Class Level	Last Audit
ID#	Pickles, Arthur F	BFA	Design & Production	UG	C3	10/02/2015

Worksheets GPA Calc

Worksheets Format: Student View View Print/Save as PDF [Class History](#)

What If

Look Ahead

E-Z Arts Degree Audit TEST

Student View A00001rz as of 10/02/2015 at 23:19

Student	Pickles, Arthur F	Level	Undergraduate
ID	EZ Arts ID	Degree	Bachelor of Fine Arts
Classification	C3	College	School of Design & Production
Advisors	Rimes, Martin E Dowell, Christina R Fulton-Dahlie, Roslyn Coates, Norman Wilcox, Dean Puc', Krystyna	Major	Design & Production
Overall GPA	Cumulative GPA	Concentration	Lighting

The Degree Progress Bar shows an *estimation* of your progress towards degree completion. This estimation is based on the number of requirements that have been “checked off”.

All students will have a **Degree Block**. In the blue bar is listed your bulletin year and credits required for your program as well as the credits currently applied towards your program. This block presents the layout of your audit. Only undergraduate students will have the **Liberal Arts/General Education Block**. This block will list the bulletin year, credits required, credits applied and your Liberal Arts/Gen Ed GPA.

Degree Progress						
Requirements	72%					
<input type="checkbox"/> Degree in Bachelor of Fine Arts			Bulletin:	2013-2014	Credits Required:	132
					Credits Applied (includes courses in progress):	89
Unmet conditions for this set of requirements: 132-134 credits are required. You currently have 89, you still need a minimum of 43 more credits.						
<input checked="" type="checkbox"/>	Min credits at University of North Carolina School of the Arts					
<input checked="" type="checkbox"/>	You meet the minimum overall 2.3 GPA requirement					
<input type="checkbox"/>	Liberal Arts General Education Requirements		Still Needed: See Liberal Arts General Education Requirements section			
<input type="checkbox"/>	Major and Concentration Requirements		Still Needed: See Major in Design & Prod, UG Common Coursework section			
<input type="checkbox"/> Liberal Arts General Education Requirements			Bulletin:	2013-2014	Credits Required:	36
			GPA:		Credits Applied (includes courses in progress):	27
Unmet conditions for this set of requirements: 36 credits are required. You currently have 27, you still need 9 more credits.						
<input checked="" type="checkbox"/>	Composition I	ENG 1101	Composition I	B-	3	Fall 2013
<input checked="" type="checkbox"/>	Composition II	ENG 1102	Composition II	B-	3	Spring 2014
<input checked="" type="checkbox"/>	Digital Media for the Artist	MST 1100	Digital Media for the Artist	B-	3	Fall 2013
<input checked="" type="checkbox"/>	Self, Society, and Cosmos	HUM 2101	Self, Society and Cosmos	B+	3	Fall 2014
<input checked="" type="checkbox"/>	Paths to the Present	HUM 2105	PTP: Lit and the Modern World	B+	3	Spring 2015
<input type="checkbox"/>	Philosophy or Psychology		Still Needed: 1 Class in PHI 1000:4999 or PSY 1000:4999			
<input type="checkbox"/>	History or Humanities		Still Needed: 1 Class in HIS 1000:4999 or HUM 1000:4999			
<input checked="" type="checkbox"/>	Theater History I	THU 2101	Theater History I	C	3	Fall 2014

All students will have a **Major Block** and a **Concentration Block**.

The Major Block will list the students' major and include coursework that is common to all students in that major dependent on level (Undergraduate or Graduate) as well as the bulletin year. The Concentration Block includes coursework that is specific to that concentration only dependent on the bulletin year the student is following.

Major in Design & Prod, UG Common Coursework						Bulletin: 2013-2014
Courses in the major section of the audit are those courses that are common for all students in this major, regardless of concentration.						
✓ Production	DEP 1000	Production	A-	4	Fall 2013	
	DEP 1000	Production	A	4	Spring 2014	
✓ Introduction to Theatrical Production I	DEP 1001	Intro to Theatrical Prod I	B	1	Fall 2013	
✓ Introduction to Theatrical Production II	DEP 1002	Intro to theatrical Prod II	A	1	Spring 2014	
☐ Intensive Arts	DEP 5599	Intensive Arts	P	1	Fall 2013	
	DEP 5599	Intensive Arts	P	1	Spring 2015	
	DEP 5599	Intensive Arts	IP	(1)	Fall 2015	
	Still Needed: 1 Class in DEP 5599					
✓ Production	DEP 2000	Production	A	5	Fall 2014	
	DEP 2000	Production	C-	5	Spring 2015	
☐ Production	DEP 3000	Production	IP	(6)	Fall 2015	
	Still Needed: 1 more Classes					
☐ Production	Still Needed: 2 Classes in DEP 4000					
☐ Lighting Concentration	Still Needed: See Lighting Concentration, UG section					
Lighting Concentration, UG						Bulletin: 2013-2014
✓ Drawing I	DEP 1111	Drawing I	A	2	Fall 2013	
✓ Drawing II	DEP 1112	Drawing II	A	2	Spring 2014	
✓ Color and Design I	DEP 1121	Color and Design I	A-	2	Fall 2013	
✓ Color and Design II	DEP 1123	Color and Design II	A-	2	Spring 2014	
✓ Drafting for the Theatre I	DEP 1131	Drafting for the Theatre	B	2	Fall 2013	

Students will only have a **Courses Not Applied to Your Degree Block** if they have courses that do not satisfy any degree requirements but were satisfactorily completed. The **In-Progress Block** indicates those courses that the student is currently enrolled in or are enrolled in for the future. It is possible for a student to have an **Insufficient Block** if they have courses they have not successfully completed or have withdrawn from and an **Exceptions Block** if substitutions or exceptions to specific requirements have been made.

Courses Not Applied to Your Degree		Credits Applied: 3	Classes Applied: 1
DEP 1812	Sound System Operation	IP (3)	Fall 2015
In-progress		Credits Applied: 16	Classes Applied: 5
DEP 1812	Sound System Operation	IP 3	Fall 2015
DEP 3000	Production	IP 6	Fall 2015
DEP 3341	Stage Electrics IIA	IP 3	Fall 2015
DEP 5599	Intensive Arts	IP 1	Fall 2015
LIT 2930	Jewish American Theatre	IP 3	Fall 2015

Legend and Disclaimer: Located at the bottom of the audit.

The green check mark means a requirement/course has been completed.

An empty box means that it has not been initiated.

A blue tilde indicates that it is in progress.

A double blue tilde indicates that a requirement is nearly complete.









(T) Is an indication that the course was a transfer course.

@ is a wildcard that represents any course number or any subject depending on placement.

*Indicates that a Prerequisite is required for that course.

IP indicates that the course is in progress

Legend

 Complete	 Complete except for classes in-progress	 (T) Transfer Class	 * Prerequisites Required
 Not Complete	 Nearly complete	 @ Any course number	 IP In-progress

Disclaimer

You are encouraged to use this degree audit report as a guide when planning your progress toward completion of the above requirements. Your academic advisor or the Registrar's Office may be contacted for assistance in interpreting this report. This audit is not your academic transcript and it is not official notification of completion of degree or certificate requirements. Please contact the Registrar's Office regarding this degree audit report, your official degree/certificate completion status, or to obtain a copy of your academic transcript.

Some Helpful Hints When Reviewing the Worksheet :

In each of the requirements blocks, when requirements have been met, they are checked off in the boxes on the left. You will see the requirement (1), course number (2), course name (3), grade (4), credit hours (5) and the semester (6) that this requirement was satisfied.

<input checked="" type="checkbox"/> Production	1	2	DEP 1000	3	4	5	6
<input checked="" type="checkbox"/> Introduction to Theatrical Production I			DEP 1001				
<input checked="" type="checkbox"/> Introduction to Theatrical Production II			DEP 1002				

Production	3	4	5	6
Production				
Intro to Theatrical Prod I				
Intro to theatrical Prod II				

A-	4	Fall 2013
A	4	Spring 2014
B	1	Fall 2013
A	1	Spring 2014

When a requirement has not been met(1), a list of acceptable courses appears(2). These courses are hyperlinked to catalog descriptions.

<input type="checkbox"/> Philosophy or Psychology	1	2	Still Needed: 1 Class in PHI 1000:4999 or PSY 1000:4999
<input type="checkbox"/> History or Humanities			Still Needed: 1 Class in HIS 1000:4999 or HUM 1000:4999

Also, all hyperlinks should be clickable and will give you more information.

Helpful Degree Works Items/Tools



The Registration Checklist (another viewing option) shows which classes are still needed. The Print/Save as PDF allows you to print the audit in PDF format. The Class History item shows classes taken by semester. This is not an academic transcript.

Notes					
Student was advised to... register for courses as shown on curriculum model.	<table border="1"><thead><tr><th data-bbox="1025 592 1593 621">Entered by</th><th data-bbox="1593 592 1752 621">Date</th></tr></thead><tbody><tr><td data-bbox="1025 621 1593 654">Hush, Sharon D</td><td data-bbox="1593 621 1752 654">10/19/2015</td></tr></tbody></table>	Entered by	Date	Hush, Sharon D	10/19/2015
Entered by	Date				
Hush, Sharon D	10/19/2015				

There may also be an Advisor Notes section which shows notes that the advisor may have left for the student during an advising session. If there are no notes this section will not appear on the audit.

[Back to E-Z Arts](#)

[FAQ/Help](#)

The FAQ/Help link provides a list of questions to help you troubleshoot common problems and issues. The Back to E-Z Arts link may have to be clicked 2-3 times to take you back.

Helpful Items/Tools Continued

GPA Calculators

Worksheets | **GPA Calc**

Graduation Calculator >

Term Calculator

Advice Calculator

There are three (3) calculators to choose from depending on what you are trying to accomplish. Please remember that these calculations are not official. Please visit with your advisor or the Registrar's Office for assistance if needed.

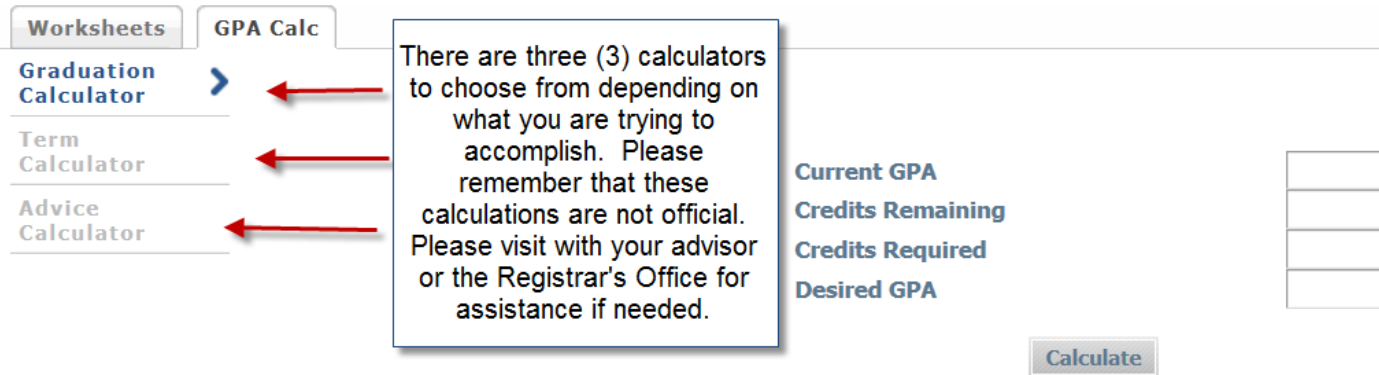
Current GPA

Credits Remaining

Credits Required

Desired GPA

Calculate

The image shows a web interface for GPA calculators. On the left, there are three menu items: 'Graduation Calculator', 'Term Calculator', and 'Advice Calculator'. A blue arrow points to 'Graduation Calculator'. A callout box with a white background and a blue border contains text explaining that there are three calculators and that the results are not official. Three red arrows point from the callout box to each of the three menu items. To the right of the callout box, there are four input fields labeled 'Current GPA', 'Credits Remaining', 'Credits Required', and 'Desired GPA'. Below these fields is a 'Calculate' button. At the bottom of the page, there is a disclaimer in a light blue box.

This GPA calculator only estimates grade point averages. The calculation is NOT OFFICIAL. Official grade point averages are calculated through the UNCSA Registrar's Office and will appear on a student's official academic transcript.

Helpful Items/Tools Continued

Look Ahead:

Look Ahead



Look Ahead

To see an audit **SHOWING COURSES FOR WHICH YOU PLAN TO REGISTER IN FUTURE TERMS**, use the form below to enter the **Subject code** and **Number** of each anticipated course. Once you have created your list of courses, click on the **Process New** button.

Enter a course and click Add Course

Subject

Number

Add Course

Courses you are considering

Remove Course


Helpful Degree Works Items/Tools



Helpful Items/Tools Continued

What-If: Allows you to see what your audit would look like if you changed your program/major.

Format: Include in-progress Include preregistered

Select your primary area of study

Bulletin: Major: 

Degree:  Concentration: 

Select your additional areas of study

Degree for additional areas: Major: Concentration:

Chosen Areas of study

If you have any questions or concerns after using Degree Works please contact your School and/or Liberal Arts advisor.